

# Power Cord Design Guide

Name \_\_\_\_\_ Title \_\_\_\_\_ Date \_\_\_\_\_  
 Company \_\_\_\_\_ Address \_\_\_\_\_  
 City \_\_\_\_\_ State \_\_\_\_\_ Zip \_\_\_\_\_  
 Fax: \_\_\_\_\_ Tel: \_\_\_\_\_

Please quote us on the following cord sets or power supply cords in lots of \_\_\_\_\_  
 \_\_\_\_\_ Our delivery requirements are as follows: \_\_\_\_\_  
 \_\_\_\_\_

Products to be used in: \_\_\_\_\_

## 1) CORDAGE

A) Material Type: \_\_\_\_\_

North American:	XT, HPN SPT-1, SPT-2, SPT-3, SVT SJT, SJTW / SJTW-A
Western European and U.K.:	HO3VVH2-F, HO3VV-F, HO5VV-F
Japan:	VFF, HVFF, VCTFK, HVCTFK, HFFF, VCTF, HVCTF
Australian:	LFC-2, GFC-2F, LFC-2R, GFC-2R, GFC-3R, LFC-3R

B) Temperature Rating: \_\_\_\_\_ (60°C, 70°C, 90°C, 105°C)

C) Number of Conductors: \_\_\_\_\_ (2 or 3)

D) Wire Gauge (AWG): \_\_\_\_\_ North American: 14, 16, 18, 20 European: 0.75mm<sup>2</sup>, 1.00mm<sup>2</sup>  
 Japan: 0.75mm<sup>2</sup>, 1.25mm<sup>2</sup>, 2.00mm<sup>2</sup>

E) Jacket Color: Black \_\_\_\_\_, White \_\_\_\_\_, Special Match \_\_\_\_\_

F) Inner Conductor Color Code: North American \_\_\_\_\_ International (CEE) \_\_\_\_\_

G) Shielding: 1) None required \_\_\_\_\_ 2) Foil aluminum \_\_\_\_\_  
 3) Braid \_\_\_\_\_ 4) Both braid and foil \_\_\_\_\_

H) Agency Approvals Required: \_\_\_\_\_

U.L., CSA, VDE, FIMKO, NEMKO, KEMA, OVE, SEMKO, ASA, CEBEC, ITALY, MITI, SEV, BSI, IRAM, UTE

2) Overall Length \_\_\_\_\_

3) Plugs, connectors and end treatment

A) Detachable cord set:

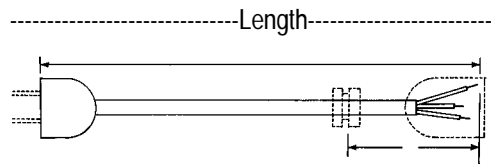
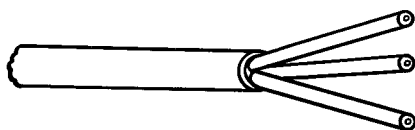
1) Male end: \_\_\_\_\_

2) Female End: \_\_\_\_\_

B) Nondetachable Cord:

1) Male or Female connector \_\_\_\_\_

2) Open end treatment jacketed cord. Length of conductors from jacket: Length conductors stripped



Black (brn) _____ "	Black (brn) _____ "
Green (grn/yel) _____ "	Green (grn/yel) _____ "
WHT (blue) _____ "	WHT (blue) _____ "

For two conductor, leave green \*grn/yel) blank above

# Power Cord Design Guide

## 3) Plugs, connectors and end treatment (continued)

### B) Nondetachable cord (continued)

#### 3) Open end treatment parallel cord



Length of split	Length stripped	
Cond. 1 _____"	_____"	(For two conductor, leave ground conductor blank)
Grn. _____"	_____"	
Cond. 2 _____"	_____"	

C) Tin conductors: Yes \_\_\_\_\_ No \_\_\_\_\_

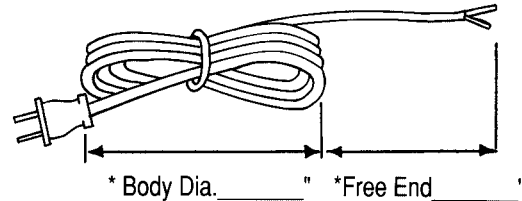
D) Terminals required: Yes \_\_\_\_\_ No \_\_\_\_\_ \*Specify terminal type to which conductor \_\_\_\_\_

4) Strain relief required: Yes\* \_\_\_\_\_ No \_\_\_\_\_ \*Please specify supply detail sketch or drawing

### 5) Packaging: (check one from below)

A) Bulk bundled \_\_\_\_\_

B) Twist tie hank: \* \_\_\_\_\_ \*Specify body diameter and free end lengths

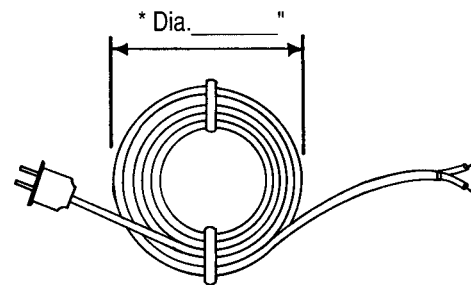


C) Coil tie: \* \_\_\_\_\_ \* Specify diameter

Standard hanking specifications

Detachable 6"-8" bundle, no tails, (tucked in)

Nondetachable - body 6"-8", plug is 3"-4", tail is 10"-12"



6) Drawings attached: Yes \_\_\_\_\_ No \_\_\_\_\_

7) Remarks: \_\_\_\_\_  
 \_\_\_\_\_  
 \_\_\_\_\_

Fax Number: (952) 835-5080